



BMW X5, 48i xDrive, Typ E70, 355 PS / 261 kW

BMW X5, 40i xDrive, Typ E70 Facelift, 408 PS / 300 kW

BMW X5, 50i xDrive, Typ E70 Facelift, 449 PS / 330 kW

**Allgemeinhinweis: Die genauen Auflagen sind dem Teilegutachten zu entnehmen. Achslasten sind zu beachten.**

In general note: The exact requirements can be found in the part certificate. Axle loads must be observed.

Application								
BMW X5 Typ E70 Facelift								5x120
20 Zoll / 20 Inch								
Design	Achse <i>Axle</i>	Größe <i>Size</i>	ET <i>Offset</i>	Reifengröße <i>Tyre size</i>	Distanzscheibenstärke <i>Spacer thickness</i>	Distanzscheiben [siehe unten] <i>Spacer [see below]</i>	Radschrauben <i>Bolts</i>	Auflagen <i>Remarks</i>
Spirit R	VA	10,0x20	30	275/40 R20	none		M14x1,25x30	RV, R7f, 47, 48
	HA	10,0x20	30	275/40 R20	none		M14x1,25x30	RV, R7f, 47, 48
	VA	10,0x20	30	295/40 R20	none		M14x1,25x30	RV, 47, 48
	HA	10,0x20	30	295/40 R20	none		M14x1,25x30	RV, 47, 48
Race LS 2	VA	10,0x20	38	275/40 R20	none		M14x1,25x30	RV, R7f, 47, 48
	HA	10,0x20	38	275/40 R20	none		M14x1,25x30	RV, R7f, 47, 48
	VA	10,0x20	38	295/40 R20	none		M14x1,25x30	RV, 47, 48
	HA	10,0x20	38	295/40 R20	none		M14x1,25x30	RV, 47, 48
21 Zoll / 21 Inch								
Design	Achse <i>Axle</i>	Größe <i>Size</i>	ET <i>Offset</i>	Reifengröße <i>Tyre size</i>	Distanzscheibenstärke <i>Spacer thickness</i>	Distanzscheiben [siehe unten] <i>Spacer [see below]</i>	Radschrauben <i>Bolts</i>	Auflagen <i>Remarks</i>
Race GTR	VA	10,0x21	35	285/35 R21	10mm, (min. 15mm)	15	M14x1,25x45	RV, K4a, 47, 48
	HA	10,0x21	35	285/35 R21	15mm	15	M14x1,25x45	K4b, RV, 47, 48
	VA	10,0x21	35	295/35 R21	10mm, (min. 15mm)	15	M14x1,25x45	RV, K4a, 47, 48
	HA	10,0x21	35	295/35 R21	15mm	15	M14x1,25x45	K4b, RV, 47, 48
Race LS	VA	10,0x21	38	285/35 R21	none		M14x1,25x30	RV, 47, 48
	HA	10,0x21	38	285/35 R21	0, 5, 10, 15mm	0, 5°, 10a, 15a	M14x1,25x30,-35,-40,-45	RV, 47, 48
	VA	10,0x21	38	295/35 R21	none		M14x1,25x30	K4a, RV, 47, 48
	HA	10,0x21	38	295/35 R21	0, 5, 10, (15mm)	0, 5°, 10a, (15a)	M14x1,25x30,-35,-40,(-45)	(K4b), RV, 47, 48
	VA	10,0x21	38	285/35 R21	none		M14x1,25x30	RV, 47, 48
	HA	11,5x21	30	325/30 R21	0, 5, 10mm	0, 5°, 10a	M14x1,25x30,-35,-40	K4b, RV, 47, 48
Spirit R	VA	10,0x21	38	285/35 R21	none		M14x1,25x30	RV, 47, 48
	HA	10,0x21	38	285/35 R21	0, 5, 10, 15mm	0, 5°, 10a, 15a	M14x1,25x30,-35,-40,-45	RV, 47, 48
	VA	10,0x21	38	295/35 R21	none		M14x1,25x30	K4a, RV, 47, 48
	HA	10,0x21	38	295/35 R21	0, 5, 10, (15mm)	0, 5°, 10a, (15a)	M14x1,25x30,-35,-40,(-45)	(K4b), RV, 47, 48
	VA	10,0x21	38	285/35 R21	none		M14x1,25x30	RV, 47, 48
	HA	11,5x21	35	325/30 R21	0, (5, 10mm)	0, (5°), (10a)	M14x1,25x30,(-35),(-40)	(K4b), RV, 47, 48

## 22 Zoll / 22 Inch




Design	Achse <i>Axle</i>	Größe <i>Size</i>	ET <i>Offset</i>	Reifengröße <i>Tyre size</i>	Distanzscheibenstärke <i>Spacer thickness</i>	Distanzscheiben [siehe unten] <i>Spacer [see below]</i>	Radschrauben <i>Bolts</i>	Auflagen <i>Remarks</i>
Fascinate	VA	10,0x22	30	285/30 R22	0, 5, 10mm	0, 5 <sup>+</sup> , 10a	M14x1,25x30,-35,-40	K4a, RV, 47, 48
	HA	11,5x22	30	335/25 R22	0, 5, 10mm	0, 5 <sup>+</sup> , 10a	M14x1,25x30,-35,-40	RV, K4b, 47, 48
	VA	10,0x22	30	295/30 R22	0, 5, 10mm	0, 5 <sup>+</sup> , 10a	M14x1,25x30,-35,-40	RV, K4a, 47, 48, xD
	HA	11,5x22	30	335/25 R22	0, 5, 10mm	0, 5 <sup>+</sup> , 10a	M14x1,25x30,-35,-40	RV, K4b, 47, 48, xD
	VA	9,0x22	35	265/35 R22	0, 5, 10, 15, (20mm)	0, 5 <sup>+</sup> , 10a, 15a, (20a)	M14x1,25x30,-35,-40,-45,-(-50)	(K4a), RV, 47, 48
	HA	11,5x22	30	315/30 R22	0, 5, 10mm	0, 5 <sup>+</sup> , 10a	M14x1,25x30,-35,-40	K4b, RV, 47, 48
Spirit II	VA	9,0x22	30	265/35 R22	0, 5, 10, (15mm)	0, 5 <sup>+</sup> , 10a, (15a)	M14x1,25x30,-35,-40,-(-45)	(K4a), RV, 47, 48, xD
	HA	10,0x22	30	295/30 R22	0, 5, 10, 15, (20mm)	0, 5 <sup>+</sup> , 10a, 15a, (20a)	M14x1,25x30,-35,-40,-45,-(-50)	Li103, (K4b), RV, 47, 48, xD
	VA	10,0x22	30	285/30 R22	0, 5, 10mm	0, 5 <sup>+</sup> , 10a	M14x1,25x30,-35,-40	K4a, RV, 47, 48
	HA	10,0x22	30	285/30 R22	0, 5, 10, 15, (20mm)	0, 5 <sup>+</sup> , 10a, 15a, (20a)	M14x1,25x30,-35,-40,-45,-(-50)	(K4b), RV, 47, 48
	VA	10,0x22	30	295/30 R22	0, 5, 10mm	0, 5 <sup>+</sup> , 10a	M14x1,25x30,-35,-40	K4a, RV, 47, 48
	HA	10,0x22	30	295/30 R22	0, 5, 10, 15, (20mm)	0, 5 <sup>+</sup> , 10a, 15a, (20a)	M14x1,25x30,-35,-40,-45,-(-50)	Li103, (K4b), RV, 47, 48
	VA	10,0x22	30	285/30 R22	0, 5, 10mm	0, 5 <sup>+</sup> , 10a	M14x1,25x30,-35,-40	K4a, RV, 47, 48
	HA	11,5x22	30	335/25 R22	0, 5, 10mm	0, 5 <sup>+</sup> , 10a	M14x1,25x30,-35,-40	RV, K4b, 47, 48
	VA	10,0x22	30	295/30 R22	0, 5, 10mm	0, 5 <sup>+</sup> , 10a	M14x1,25x30,-35,-40	RV, K4a, 47, 48, xD
	HA	11,5x22	30	335/25 R22	0, 5, 10mm	0, 5 <sup>+</sup> , 10a	M14x1,25x30,-35,-40	RV, K4b, 47, 48, xD
	VA	9,0x22	30	265/35 R22	0, 5, 10, (15mm)	0, 5 <sup>+</sup> , 10a, (15a)	M14x1,25x30,-35,-40,-(-45)	(K4a), RV, 47, 48
	HA	11,5x22	30	315/30 R22	0, 5, 10mm	0, 5 <sup>+</sup> , 10a	M14x1,25x30,-35,-40	K4b, RV, 47, 48
Race LS	VA	9,0x22	35	265/35 R22	0, 5, 10, 15, (20mm)	0, 5 <sup>+</sup> , 10a, 15a, (20a)	M14x1,25x30,-35,-40,-45,-(-50)	(K4a), RV, 47, 48, xD
	HA	10,0x22	32	295/30 R22	0, 5, 10, 15, (20mm)	0, 5 <sup>+</sup> , 10a, 15a, (20a)	M14x1,25x30,-35,-40,-45,-(-50)	Li103, (K4b), RV, 47, 48, xD
	VA	10,0x22	32	285/30 R22	0, 5, 10mm	0, 5 <sup>+</sup> , 10a	M14x1,25x30,-35,-40	K4a, RV, 47, 48
	HA	10,0x22	32	285/30 R22	0, 5, 10, 15, (20mm)	0, 5 <sup>+</sup> , 10a, 15a, (20a)	M14x1,25x30,-35,-40,-45,-(-50)	(K4b), RV, 47, 48
	VA	10,0x22	32	295/30 R22	0, 5, 10mm	0, 5 <sup>+</sup> , 10a	M14x1,25x30,-35,-40	K4a, RV, 47, 48
	HA	10,0x22	32	295/30 R22	0, 5, 10, 15, (20mm)	0, 5 <sup>+</sup> , 10a, 15a, (20a)	M14x1,25x30,-35,-40,-45,-(-50)	Li103, (K4b), RV, 47, 48
	VA	10,0x22	32	285/30 R22	0, 5, 10mm	0, 5 <sup>+</sup> , 10a	M14x1,25x30,-35,-40	K4a, RV, 47, 48
	HA	11,5x22	30	335/25 R22	0, 5, 10mm	0, 5 <sup>+</sup> , 10a	M14x1,25x30,-35,-40	RV, K4b, 47, 48
	VA	10,0x22	32	295/30 R22	0, 5, 10mm	0, 5 <sup>+</sup> , 10a	M14x1,25x30,-35,-40	RV, K4a, 47, 48, xD
	HA	11,5x22	30	335/25 R22	0, 5, 10mm	0, 5 <sup>+</sup> , 10a	M14x1,25x30,-35,-40	RV, K4b, 47, 48, xD
	VA	9,0x22	35	265/35 R22	0, 5, 10, 15, (20mm)	0, 5 <sup>+</sup> , 10a, 15a, (20a)	M14x1,25x30,-35,-40,-45,-(-50)	(K4a), RV, 47, 48
	HA	11,5x22	30	315/30 R22	0, 5, 10mm	0, 5 <sup>+</sup> , 10a	M14x1,25x30,-35,-40	K4b, RV, 47, 48

## 22 Zoll / 22 Inch

Design	Achse <i>Axle</i>	Größe <i>Size</i>	ET <i>Offset</i>	Reifengröße <i>Tyre size</i>	Distanzscheibenstärke <i>Spacer thickness</i>	Distanzscheiben [siehe unten] <i>Spacer [see below]</i>	Radschrauben <i>Bolts</i>	Auflagen <i>Remarks</i>
Topas	VA	9,0x22	30	265/35 R22	0, 5, 10, (15mm)	0, 5°, 10a, (15a)	M14x1,25x30,-35,-40,(-45)	(K4a), RV, 47, 48, xD
	HA	10,0x22	30	295/30 R22	0, 5, 10, 15, (20mm)	0, 5°, 10a, 15a, (20a)	M14x1,25x30,-35,-40,-45,(-50)	Li103, (K4b), RV, 47, 48, xD
	VA	10,0x22	30	285/30 R22	0, 5, 10mm	0, 5°, 10a	M14x1,25x30,-35,-40	K4a, RV, 47, 48
	HA	10,0x22	30	285/30 R22	0, 5, 10, 15, (20mm)	0, 5°, 10a, 15a, (20a)	M14x1,25x30,-35,-40,-45,(-50)	(K4b), RV, 47, 48
	VA	10,0x22	30	295/30 R22	0, 5, 10mm	0, 5°, 10a	M14x1,25x30,-35,-40	K4a, RV, 47, 48
	HA	10,0x22	30	295/30 R22	0, 5, 10, 15, (20mm)	0, 5°, 10a, 15a, (20a)	M14x1,25x30,-35,-40,-45,(-50)	Li103, (K4b), RV, 47, 48
Race LS 2	VA	9,0x22	30	265/35 R22	0, 5, 10, (15mm)	0, 5°, 10a, (15a)	M14x1,25x30,-35,-40,(-45)	(K4a), RV, 47, 48, xD
	HA	10,0x22	35	295/30 R22	0, 5, 10, 15, (20mm)	0, 5°, 10a, 15a, (20a)	M14x1,25x30,-35,-40,-45,(-50)	Li103, (K4b), RV, 47, 48, xD
	VA	10,0x22	35	285/30 R22	0, 5, 10mm	0, 5°, 10a	M14x1,25x30,-35,-40	K4a, RV, 47, 48
	HA	10,0x22	35	285/30 R22	0, 5, 10, 15, (20mm)	0, 5°, 10a, 15a, (20a)	M14x1,25x30,-35,-40,-45,(-50)	(K4b), RV, 47, 48
	VA	10,0x22	35	295/30 R22	0, 5, 10mm	0, 5°, 10a	M14x1,25x30,-35,-40	K4a, RV, 47, 48
	HA	10,0x22	35	295/30 R22	0, 5, 10, 15, (20mm)	0, 5°, 10a, 15a, (20a)	M14x1,25x30,-35,-40,-45,(-50)	Li103, (K4b), RV, 47, 48
	VA	10,0x22	35	285/30 R22	0, 5, 10mm	0, 5°, 10a	M14x1,25x30,-35,-40	K4a, RV, 47, 48
	HA	11,5x22	30	335/25 R22	0, 5, 10mm	0, 5°, 10a	M14x1,25x30,-35,-40	RV, K4b, 47, 48
	VA	10,0x22	35	295/30 R22	0, 5, 10mm	0, 5°, 10a	M14x1,25x30,-35,-40	K4a, RV, 47, 48, xD
	HA	11,5x22	30	335/25 R22	0, 5, 10mm	0, 5°, 10a	M14x1,25x30,-35,-40	RV, K4b, 47, 48, xD
	VA	9,0x22	30	265/35 R22	0, 5, 10, (15mm)	0, 5°, 10a, (15a)	M14x1,25x30,-35,-40,(-45)	(K4a), RV, 47, 48
	HA	11,5x22	30	315/30 R22	0, 5, 10mm	0, 5°, 10a	M14x1,25x30,-35,-40	K4b, RV, 47, 48

## 23 Zoll / 23 Inch

Design	Achse <i>Axle</i>	Größe <i>Size</i>	ET <i>Offset</i>	Reifengröße <i>Tyre size</i>	Distanzscheibenstärke <i>Spacer thickness</i>	Distanzscheiben [siehe unten] <i>Spacer [see below]</i>	Radschrauben <i>Bolts</i>	Auflagen <i>Remarks</i>
Spirit II	VA	11,0x23	40	315/25 R23	0, 5mm	0, 5°	M14x1,25x30,-35	RV, K4a, 47, 48
	HA	11,0x23	40	315/25 R23	0, 5, (10, 15mm)	0, 5°, (10a), (15a)	M14x1,25x30,-35,(-40),(-45)	(K4b), RV, 47, 48

Legende / legend	
RV	Nur für Fahrzeuge mit serienmäßigen " großen " Radlaufverbreiterungen <i>Only with wheel arch extensions</i>
K4a	An Achse 1 ist eine ausreichende Radabdeckung und Freigang herzustellen. Siehe TÜV Teilegutachten. <i>On axis 1 a sufficient fender clearance needs to be ensured. See TÜV certificate.</i>
K4b	An Achse 2 ist eine ausreichende Radabdeckung und Freigang herzustellen. Siehe TÜV Teilegutachten. <i>On axis 2 a sufficient fender clearance needs to be ensured. See TÜV certificate.</i>
xD	Diese Reifenkombination ist nicht für x-drive Modelle zu empfehlen. (Fa. Breyton übernimmt keine Haftung) <i>This tyre combination is not recommended for x-drive models.(Breyton accepts no liability)</i>
47	Genauere Auflagen sind den jeweiligen TÜV Teilegutachten zu entnehmen. <i>Detailed requirements are given in the relevant TÜV certificate.</i>
48	Bei der Verwendung dieser Rad/Reifenkombination ist beim Fall einer Reifenpanne ein Ersatzrad oder Reifenpannen-Set mitzuführen. <i>User instruction: When using this wheel/tire combination it is necessary to provide a spare wheel or a set for tire breakdown for emergency.</i>
Li103	Mindestens einen Lastindex von 103 verwenden. Bei geringerem Lastindex können Motor/Ausstattungsvarianten entfallen <i>Use a minimum Loadindex of 103. If the load index is lower, motor/equipment variants may be not applicable</i>
Artikelnummer Distanzscheibe / spacer part number	
0	None
0a	None +2ZR
5'	751207250501
5 <sup>4</sup>	751207410504
10	751207411006
15	751207411506
20	751207412006
25	751207412506
5'a	751207250501 +2ZR
5 <sup>4</sup> a	751207410504 +2ZR
10a	751207411006 +2ZR
15a	751207411506 +2ZR
20a	751207412006 +2ZR
25a	751207412506 +2ZR
10b	751207411006 +4ZR
15b	751207411506 +4ZR
20b	751207412006 +4ZR
25b	751207412506 +4ZR
Farblegende / color legend	
	problemlos <i>unproblematically</i>
	laut STVZO problemlos, EU grenzwertig <i>by STVZO unproblematically, EU is uncertain</i>
	evtl mit Karosseriearbeit verbunden <i>related with possible bodywork</i>