



BMW 5er Limousine, 535i, Typ F10, 306 PS / 225 kW

BMW 5er Limousine, 535d, Typ F10, 313 PS / 230 kW

BMW 5er Limousine, 535d xDrive, Typ F10, 313 PS / 230 kW

BMW 5er Limousine, 550i xDrive, Typ F10, 408 PS / 300 kW

BMW 5er Touring, 535d, Typ F11, 299 PS / 220 kW

BMW 5er Touring, 550i, Typ F11, 408 PS / 300 kW

BMW 5er Touring, 535d xDrive, Typ F11, 313 PS / 230 kW

BMW 5er Limousine, 535i, Typ F10 Facelift, 306 PS / 225 kW

BMW 5er Limousine, 550i, Typ F10 Facelift, 449 PS / 330 kW

BMW 5er Limousine, 535i xDrive, Typ F10 Facelift, 306 PS / 225 kW

BMW 5er Touring, 535i, Typ F11 Facelift, 306 PS / 225 kW

BMW 5er Touring, 550i, Typ F11 Facelift, 449 PS / 330 kW

BMW 5er Touring, 535i xDrive, Typ F11 Facelift, 306 PS / 225 kW

BMW 5er Limousine, 535d, Typ F10, 299 PS / 220 kW

BMW 5er Limousine, 550i, Typ F10, 408 PS / 300 kW

BMW 5er Limousine, 535i xDrive, Typ F10, 306 PS / 225 kW

BMW 5er Touring, 535i, Typ F11, 306 PS / 225 kW

BMW 5er Touring, 535d, Typ F11, 313 PS / 230 kW

BMW 5er Touring, 535i xDrive, Typ F11, 306 PS / 225 kW

BMW 5er Limousine, 535d, Typ F10 Facelift, 313 PS / 230 kW

BMW 5er Limousine, 535d xDrive, Typ F10 Facelift, 313 PS / 230 kW

BMW 5er Limousine, 550i xDrive, Typ F10 Facelift, 449 PS / 330 kW

BMW 5er Touring, 535d, Typ F11 Facelift, 313 PS / 230 kW

BMW 5er Touring, 535d xDrive, Typ F11 Facelift, 313 PS / 230 kW

**Allgemeinhinweis: Die genauen Auflagen sind dem Teilegutachten zu entnehmen. Achslasten sind zu beachten.**

**In general note: The exact requirements can be found in the part certificate. Axle loads must be observed.**

Application								
BMW 5er F10, F11								5x120
19 Zoll / 19 Inch								
Design	Achse <i>Axle</i>	Größe <i>Size</i>	ET <i>Offset</i>	Reifengröße <i>Tyre size</i>	Distanzscheibenstärke <i>Spacer thickness</i>	Distanzscheiben [siehe unten] <i>Spacer [see below]</i>	Radschrauben <i>Bolts</i>	Auflagen <i>Remarks</i>
Fascinate	VA	8,5x19	38	245/40 R19	5, 10mm, (only F10)	5', 10a	M14x1,25x35,-40	12, 13, 47, 48
	HA	8,5x19	38	245/40 R19	5, 10, 15mm, (only F10)	5', 10a, 15a	M14x1,25x35,-40,-45	Li98, 12, 13, 47, 48
	VA	8,5x19	38	245/40 R19	5, 10mm	5', 10a	M14x1,25x35,-40	12, 13, 47, 48
	HA	9,5x19	42	275/35 R19	0, 5, (10mm)	0, 5', (10a)	M14x1,25x30,-35,(-40)	(K4b), Li100, 12, 13, 47, 48
Race LS	VA	8,5x19	42	245/40 R19	10mm	10a	M14x1,25x40	12, 13, 47, 48
	HA	9,5x19	42	275/35 R19	0, 5, (10mm)	0, 5', (10a)	M14x1,25x30,-35,(-40)	(K4b), Li100, 12, 13, 47, 48
Spirit R	VA	8,5x19	42	245/40 R19	10mm	10a	M14x1,25x40	12, 13, 47, 48
	HA	9,5x19	42	275/35 R19	0, 5, (10mm)	0, 5', (10a)	M14x1,25x30,-35,(-40)	(K4b), Li100, 12, 13, 47, 48
Race GTS 2	VA	8,5x19	40	245/40 R19	10mm	10a	M14x1,25x40	12, 13, 47, 48
	HA	8,5x19	40	245/40 R19	10, 15mm	10a, 15a	M14x1,25x40,-45	Li98, 12, 13, 47, 48
	VA	8,5x19	40	245/40 R19	10mm	10a	M14x1,25x40	12, 13, 47, 48
	HA	9,5x19	40	275/35 R19	0, (5, 10mm)	0, (5'), (10a)	M14x1,25x30,(-35),(-40)	(K4b), Li100, 12, 13, 47, 48
Race LS 2	VA	8,5x19	35	245/40 R19	5, 10mm	5', 10a	M14x1,25x35,-40	12, 13, 47, 48
	HA	8,5x19	35	245/40 R19	5, 10, 15mm	5', 10a, 15a	M14x1,25x35,-40,-45	Li98, 12, 13, 47, 48
	VA	8,5x19	35	245/40 R19	5, 10mm	5', 10a	M14x1,25x35,-40	12, 13, 47, 48
	HA	9,5x19	46	275/35 R19	5, (10mm)	5', (10a)	M14x1,25x35,(-40)	(K4b), Li100, 12, 13, 47, 48
Topas	VA	8,5x19	35	245/40 R19	0, 5, 10mm	0, 5', 10a	M14x1,25x30,-35,-40	12, 13, 47, 48
	HA	8,5x19	35	245/40 R19	0, 5, 10, 15mm	0, 5', 10a, 15a	M14x1,25x30,-35,-40,-45	Li98, 12, 13, 47, 48
	VA	8,5x19	35	245/40 R19	0, 5, 10mm	0, 5', 10a	M14x1,25x30,-35,-40	12, 13, 47, 48
	HA	9,5x19	33	275/35 R19	none		M14x1,25x30	K4b, Li100, 12, 13, 47, 48
	VA	8,5x19	35	245/40 R19	0, 5, 10mm	0, 5', 10a	M14x1,25x30,-35,-40	12, 13, 47, 48
	HA	10,0x19	38	275/35 R19	none		M14x1,25x30	K4b, Li100, 12, 13, 47, 48

**20 Zoll / 20 Inch**

Design	Achse <i>Axle</i>	Größe <i>Size</i>	ET <i>Offset</i>	Reifengröße <i>Tyre size</i>	Distanzscheibenstärke <i>Spacer thickness</i>	Distanzscheiben [siehe unten] <i>Spacer [see below]</i>	Radschrauben <i>Bolts</i>	Auflagen <i>Remarks</i>
Race GTP	VA	8,5x20	35	245/35 R20	10mm, (only F10)	10a	M14x1,25x40	Li95, K4a, 12, 13, 47, 48
	HA	8,5x20	35	245/35 R20	10mm, (only F10)	10a	M14x1,25x40	Li95, K4b, 12, 13, 47, 48
	VA	8,5x20	35	245/35 R20	10mm	10a	M14x1,25x40	Li95, K4a, 12, 13, 47, 48
	HA	10,0x20	46	275/30 R20	0, 5mm	0, 5'	M14x1,25x30,-35	Li97, K4b, 12, 13, 47, 48
	VA	8,5x20	35	245/35 R20	10mm	10a	M14x1,25x40	Li95, K4a, 12, 13, 47, 48
	HA	10,0x20	46	285/30 R20	0, 5mm	0, 5'	M14x1,25x30,-35	Li99, K4b, 12, 13, 47, 48
Spirit R	VA	8,5x20	35	245/35 R20	0, (5, 10mm) (only F10)	0, (5'), (10a)	M14x1,25x30,(-35),(-40)	Li95, (K4a), 12, 13, 47, 48
	HA	8,5x20	35	245/35 R20	0, 5, (10mm) (only F10)	0, 5', (10a)	M14x1,25x30,-35,(-40)	Li95, (K4b), 12, 13, 47, 48
	VA	8,5x20	35	255/35 R20	0, 5mm	0, 5'	M14x1,25x30,-35	K4a, 12, 13, 47, 48
	HA	8,5x20	35	255/35 R20	0, (5, 10mm)	0, (5', 10a)	M14x1,25x30,(-35,-40)	Li97, 12, 13, (K4b), 47, 48
	VA	8,5x20	35	245/35 R20	0, (5, 10mm)	0, (5'), (10a)	M14x1,25x30,(-35),(-40)	Li95, (K4a), 12, 13, 47, 48
	HA	10,0x20	46	275/30 R20	0, 5mm	0, 5'	M14x1,25x30,-35	Li97, K4b, 12, 13, 47, 48
	VA	8,5x20	35	245/35 R20	0, (5, 10mm)	0, (5'), (10a)	M14x1,25x30,(-35),(-40)	Li95, (K4a), 12, 13, 47, 48
	HA	10,0x20	46	285/30 R20	0, 5mm	0, 5'	M14x1,25x30,-35	Li99, K4b, 12, 13, 47, 48
	VA	8,5x20	35	255/35 R20	0, 5mm	0, 5'	M14x1,25x30,-35	K4a, 12, 13, 47, 48
	HA	10,0x20	46	285/30 R20	0, 5mm	0, 5'	M14x1,25x30,-35	Li99, K4b, 12, 13, 47, 48
	VA	8,5x20	35	245/35 R20	0, (5, 10mm)	0, (5'), (10a)	M14x1,25x30,(-35),(-40)	Li95, (K4a), 12, 13, 47, 48
	HA	9,5x20	46	275/30 R20	0, (5, 10, 15mm)	0, (5'), (10a), (15a)	M14x1,25x30,(-35),(-40),(-45)	Li97, (K4b), 12, 13, 47, 48
	VA	8,5x20	35	245/35 R20	0, (5, 10mm)	0, (5'), (10a)	M14x1,25x30,(-35),(-40)	Li95, (K4a), 12, 13, 47, 48
	HA	9,5x20	46	285/30 R20	0, (5, 10, 15mm)	0, (5'), (10a), (15a)	M14x1,25x30,(-35),(-40),(-45)	Li99, (K4b), 12, 13, 47, 48
Spirit II	VA	8,5x20	35	245/35 R20	0, (5, 10mm) (only F10)	0, (5'), (10a)	M14x1,25x30,(-35),(-40)	Li95, (K4a), 12, 13, 47, 48
	HA	8,5x20	35	245/35 R20	0, 5, (10mm) (only F10)	0, 5', (10a)	M14x1,25x30,-35,(-40)	Li95, (K4b), 12, 13, 47, 48
	VA	8,5x20	35	255/35 R20	0, 5mm	0, 5'	M14x1,25x30,-35	K4a, 12, 13, 47, 48
	HA	8,5x20	35	255/35 R20	0, (5, 10mm)	0, (5', 10a)	M14x1,25x30,(-35,-40)	Li97, 12, 13, (K4b), 47, 48
	VA	8,5x20	35	245/35 R20	0, (5, 10mm)	0, (5'), (10a)	M14x1,25x30,(-35),(-40)	Li95, (K4a), 12, 13, 47, 48
	HA	10,0x20	40	275/30 R20	none		M14x1,25x30	Li97, K4b, 12, 13, 47, 48
	VA	8,5x20	35	245/35 R20	0, (5, 10mm)	0, (5'), (10a)	M14x1,25x30,(-35),(-40)	Li95, (K4a), 12, 13, 47, 48
	HA	10,0x20	40	285/30 R20	none		M14x1,25x30	Li99, K4b, 12, 13, 47, 48
	VA	8,5x20	35	255/35 R20	0, 5mm	0, 5'	M14x1,25x30,-35	K4a, 12, 13, 47, 48
	HA	10,0x20	40	285/30 R20	none		M14x1,25x30	Li99, K4b, 12, 13, 47, 48

**20 Zoll / 20 Inch**




Design	Achse <i>Axle</i>	Größe <i>Size</i>	ET <i>Offset</i>	Reifengröße <i>Tyre size</i>	Distanzscheibenstärke <i>Spacer thickness</i>	Distanzscheiben [siehe unten] <i>Spacer [see below]</i>	Radschrauben <i>Bolts</i>	Auflagen <i>Remarks</i>
Race GTS 2	VA	8,5x20	35	245/35 R20	5, 10mm, (only F10)	5', 10a	M14x1,25x35,-40	Li95, K4a, 12, 13, 47, 48
	HA	8,5x20	35	245/35 R20	5, (10mm) (only F10)	5', (10a)	M14x1,25x35,-(40)	Li95, (K4b), 12, 13, 47, 48
	VA	8,5x20	35	255/35 R20	5mm	5'	M14x1,25x35	K4a, 12, 13, 47, 48
	HA	8,5x20	35	255/35 R20	5, 10mm	5', 10a	M14x1,25x35,-40	Li97, K4b, 12, 13, 47, 48
	VA	8,5x20	35	245/35 R20	5, (10mm)	5', (10a)	M14x1,25x35,-(40)	Li95, (K4a), 12, 13, 47, 48
	HA	10,0x20	35	285/30 R20	none	0a	M14x1,25x30	Li99, K4b, 12, 13, 47, 48
	VA	8,5x20	35	255/35 R20	5mm	5'	M14x1,25x35	K4a, 12, 13, 47, 48
	HA	10,0x20	35	285/30 R20	none	0a	M14x1,25x30	Li99, K4b, 12, 13, 47, 48
	VA	8,5x20	35	245/35 R20	5, (10mm)	5', (10a)	M14x1,25x35,-(40)	Li95, (K4a), 12, 13, 47, 48
	HA	10,0x20	35	275/30 R20	none	0a	M14x1,25x30	Li97, K4b, 12, 13, 47, 48
Race GTS	VA	8,5x20	35	245/35 R20	10mm, (only F10)	10a	M14x1,25x40	Li95, K4a, 12, 13, 47, 48
	HA	8,5x20	35	245/35 R20	10mm, (only F10)	10a	M14x1,25x40	Li95, K4b, 12, 13, 47, 48
	VA	8,5x20	35	245/35 R20	10mm	10a	M14x1,25x40	Li95, K4a, 12, 13, 47, 48
	HA	10,0x20	35	285/30 R20	none		M14x1,25x30	Li99, K4b, 12, 13, 47, 48
	VA	8,5x20	35	245/35 R20	10mm	10a	M14x1,25x40	Li95, K4a, 12, 13, 47, 48
	HA	10,0x20	35	275/30 R20	none		M14x1,25x30	Li97, K4b, 12, 13, 47, 48
Race LS	VA	8,5x20	35	245/35 R20	10mm, (only F10)	10a	M14x1,25x40	Li95, K4a, 12, 13, 47, 48
	HA	8,5x20	35	245/35 R20	10mm, (only F10)	10a	M14x1,25x40	Li95, K4b, 12, 13, 47, 48
	VA	8,5x20	35	245/35 R20	10mm	10a	M14x1,25x40	Li95, K4a, 12, 13, 47, 48
	HA	10,0x20	35	285/30 R20	none		M14x1,25x30	Li99, K4b, 12, 13, 47, 48
	VA	8,5x20	35	245/35 R20	10mm	10a	M14x1,25x40	Li95, K4a, 12, 13, 47, 48
	HA	10,0x20	35	275/30 R20	none		M14x1,25x30	Li97, K4b, 12, 13, 47, 48
	VA	8,5x20	35	245/35 R20	10mm	10a	M14x1,25x40	Li95, K4a, 12, 13, 47, 48
	HA	9,5x20	46	275/30 R20	0, (5, 10, 15mm)	0, (5'), (10a), (15a)	M14x1,25x30,-(35),(-40),(-45)	Li97, (K4b), 12, 13, 47, 48
	VA	8,5x20	35	245/35 R20	10mm	10a	M14x1,25x40	Li95, K4a, 12, 13, 47, 48
	HA	9,5x20	46	285/30 R20	0, (5, 10, 15mm)	0, (5'), (10a), (15a)	M14x1,25x30,-(35),(-40),(-45)	Li99, (K4b), 12, 13, 47, 48
Fascinate	VA	8,5x20	35	245/35 R20	0, (5, 10mm) (only F10)	0, (5'), (10a)	M14x1,25x30,-(35),(-40)	Li95, (K4a), 12, 13, 47, 48
	HA	8,5x20	35	245/35 R20	0, 5, (10mm) (only F10)	0, 5', (10a)	M14x1,25x30,-35,-(40)	Li95, (K4b), 12, 13, 47, 48
	VA	8,5x20	35	255/35 R20	0, 5mm	0, 5'	M14x1,25x30,-35	K4a, 12, 13, 47, 48
	HA	8,5x20	35	255/35 R20	0, (5, 10mm)	0, (5', 10a)	M14x1,25x30,-(35,-40)	Li97, 12, 13, (K4b), 47, 48
	VA	8,5x20	35	245/35 R20	0, 5, (10mm)	0, 5', (10a)	M14x1,25x30,-35,-(40)	Li95, (K4a), 12, 13, 47, 48
	HA	10,0x20	35	285/30 R20	none		M14x1,25x30	Li99, 12, 13, K4b, 47, 48
	VA	8,5x20	35	255/35 R20	none		M14x1,25x30	K4a, 12, 13, 47, 48
	HA	10,0x20	35	285/30 R20	none		M14x1,25x30	Li99, K4b, 12, 13, 47, 48
	VA	8,5x20	35	245/35 R20	0, 5, (10mm)	0, 5', (10a)	M14x1,25x30,-35,-(40)	Li95, (K4a), 12, 13, 47, 48
	HA	10,0x20	35	275/30 R20	none		M14x1,25x30	Li97, K4a, 12, 13, 47, 48

**20 Zoll / 20 Inch**

Design	Achse <i>Axle</i>	Größe <i>Size</i>	ET <i>Offset</i>	Reifengröße <i>Tyre size</i>	Distanzscheibenstärke <i>Spacer thickness</i>	Distanzscheiben [siehe unten] <i>Spacer [see below]</i>	Radschrauben <i>Bolts</i>	Auflagen <i>Remarks</i>
Race LS 2	VA	8,5x20	35	245/35 R20	0, (5, 10mm) (only F10)	0, (5'), (10a)	M14x1,25x30,(-35),(-40)	Li95, (K4a), 12, 13, 47, 48
	HA	8,5x20	35	245/35 R20	0, 5, (10mm) (only F10)	0, 5', (10a)	M14x1,25x30,-35,(-40)	Li95, (K4b), 12, 13, 47, 48
	VA	8,5x20	35	255/35 R20	0, 5mm	0, 5'	M14x1,25x30,-35	K4a, 12, 13, 47, 48
	HA	8,5x20	35	255/35 R20	0, (5, 10mm)	0, (5'), (10a)	M14x1,25x30,(-35),(-40)	Li97, (K4b), 12, 13, 47, 48
	VA	8,5x20	35	245/35 R20	0, (5, 10mm)	0, (5'), (10a)	M14x1,25x30,(-35),(-40)	Li95, (K4a), 12, 13, 47, 48
	HA	10,0x20	38	275/30 R20	none	0a	M14x1,25x30	Li97, K4b, 12, 13, 47, 48
	VA	8,5x20	35	245/35 R20	0, (5, 10mm)	0, (5'), (10a)	M14x1,25x30,(-35),(-40)	Li95, (K4a), 12, 13, 47, 48
	HA	10,0x20	38	285/30 R20	none	0a	M14x1,25x30	Li99, K4b, 12, 13, 47, 48
	VA	8,5x20	35	255/35 R20	0, 5mm	0, 5'	M14x1,25x30,-35	K4a, 12, 13, 47, 48
	HA	10,0x20	38	285/30 R20	none	0a	M14x1,25x30	Li99, K4b, 12, 13, 47, 48
	VA	8,5x20	35	245/35 R20	0, (5, 10mm)	0, (5'), (10a)	M14x1,25x30,(-35),(-40)	Li95, (K4a), 12, 13, 47, 48
	HA	9,5x20	46	275/30 R20	0, (5, 10, 15mm)	0, (5'), (10a), (15a)	M14x1,25x30,(-35),(-40),(-45)	Li97, (K4b), 12, 13, 47, 48
	VA	8,5x20	35	245/35 R20	0, (5, 10mm)	0, (5'), (10a)	M14x1,25x30,(-35),(-40)	Li95, (K4a), 12, 13, 47, 48
	HA	9,5x20	46	285/30 R20	0, (5, 10, 15mm)	0, (5'), (10a), (15a)	M14x1,25x30,(-35),(-40),(-45)	Li99, (K4b), 12, 13, 47, 48
Topas	VA	8,5x20	35	245/35 R20	none, (only F10)		M14x1,25x30	Li95, 12, 13, 47, 48
	HA	8,5x20	35	245/35 R20	none, (only F10)		M14x1,25x30	Li95, 12, 13, 47, 48
	VA	8,5x20	30	245/35 R20	none, (only F10)		M14x1,25x30	Li95, K4a, 12, 13, 47, 48
	HA	8,5x20	30	245/35 R20	none, (only F10)		M14x1,25x30	Li95, K4b, 12, 13, 47, 48
	VA	8,5x20	30	255/35 R20	none		M14x1,25x30	K4a, 12, 13, 47, 48
	HA	8,5x20	30	255/35 R20	none		M14x1,25x30	Li97, K4b, 12, 13, 47, 48
	VA	8,5x20	30	245/35 R20	none		M14x1,25x30	Li95, K4a, 12, 13, 47, 48
	HA	10,0x20	38	275/30 R20	none		M14x1,25x30	Li97, K4b, 12, 13, 47, 48
	VA	8,5x20	30	245/35 R20	none		M14x1,25x30	Li95, K4a, 12, 13, 47, 48
	HA	10,0x20	38	285/30 R20	none		M14x1,25x30	Li99, K4b, 12, 13, 47, 48
	VA	8,5x20	30	255/35 R20	none		M14x1,25x30	K4a, 12, 13, 47, 48
	HA	10,0x20	38	285/30 R20	none		M14x1,25x30	Li99, K4b, 12, 13, 47, 48
	VA	9,0x20	31	245/35 R20	none		M14x1,25x30	Li95, K4a, 12, 13, 47, 48
	HA	10,0x20	38	275/30 R20	none		M14x1,25x30	Li97, K4b, 12, 13, 47, 48
	VA	9,0x20	31	245/35 R20	none		M14x1,25x30	Li95, K4a, 12, 13, 47, 48
	HA	10,0x20	38	285/30 R20	none		M14x1,25x30	Li99, K4b, 12, 13, 47, 48
	VA	9,0x20	31	255/35 R20	none		M14x1,25x30	K4a, 12, 13, 47, 48
	HA	10,0x20	38	285/30 R20	none		M14x1,25x30	Li99, K4b, 12, 13, 47, 48

**21 Zoll / 21 Inch**

Design	Achse <i>Axle</i>	Größe <i>Size</i>	ET <i>Offset</i>	Reifengröße <i>Tyre size</i>	Distanzscheibenstärke <i>Spacer thickness</i>	Distanzscheiben [siehe unten] <i>Spacer [see below]</i>	Radschrauben <i>Bolts</i>	Auflagen <i>Remarks</i>
Race GTP	VA	9,0x21	33	255/30 R21	none		M14x1,25x30	K4a, 12, 13, 47, 48
	HA	10,5x21	44	295/25 R21	0, 5, 10mm	0, 5', 10a	M14x1,25x30,-35,-40	K4b, 12, 13, 47, 48
Fascinate	VA	9,0x21	35	255/30 R21	none		M14x1,25x30	K4a, 12, 13, 47, 48
	HA	10,5x21	44	295/25 R21	0, 5, 10mm	0, 5', 10a	M14x1,25x30,-35,-40	K4b, 12, 13, 47, 48
Race LS 2	VA	9,0x21	30	255/30 R21	none	0a	M14x1,25x30	K4a, 12, 13, 47, 48
	HA	10,5x21	44	295/25 R21	0, 5, 10mm	0a, 5'a, 10b	M14x1,25x30,-35,-40	K4b, 12, 13, 47, 48
Race GTR	VA	9,0x21	35	255/30 R21	10mm	10a	M14x1,25x40	K4a, 12, 13, 47, 48
	HA	10,0x21	35	295/25 R21	none		M14x1,25x30	K4b, 12, 13, 47, 48
Race LS	VA	9,0x21	35	255/30 R21	5, 10mm	5'a, 10b	M14x1,25x35,-40	K4a, 12, 13, 47, 48
	HA	10,0x21	38	295/25 R21	none	0a	M14x1,25x30	K4b, 12, 13, 47, 48
Spirit R	VA	9,0x21	35	255/30 R21	0, 5, 10mm	0a, 5'a, 10b	M14x1,25x30,-35,-40	K4a, 12, 13, 47, 48
	HA	10,0x21	38	295/25 R21	none	0a	M14x1,25x30	K4b, 12, 13, 47, 48
Topas	VA	9,0x21	31	255/30 R21	none, (only F10)		M14x1,25x30	K4a, 12, 13, 47, 48
	HA	10,5x21	36	295/25 R21	none, (only F10)		M14x1,25x30	K4b, 12, 13, 47, 48

Legende / legend			
12	Nur in Kombination mit Reifendruckkontrollsystem bis Bj.02.2014 <i>Only in combination with tire pressure sensors to Bj.03.2014</i>	Original Nummer: BMW - 36 10 6 856 227 <i>OE part number: BMW - 36 10 6 856 227</i>	Zubehör Nummer: HUF - RDE012 <i>Aftermarket number: HUF - RDE012</i>
13	Nur in Kombination mit Reifendruckkontrollsystem ab 03.2014 <i>Only in combination with tire pressure sensors from 03.2014</i>	Original Nummer: BMW - 36 10 6 798 872 <i>OE part number: BMW - 36 10 6 798 872</i>	Zubehör Nummer: HUF - RDE017V21 <i>Aftermarket number: HUF - RDE017V21</i>
K4a	An Achse 1 ist eine ausreichende Radabdeckung und Freigang herzustellen. Siehe TÜV Teilegutachten. <i>On axis 1 a sufficient fender clearance needs to be ensured. See TÜV certificate.</i>		
K4b	An Achse 2 ist eine ausreichende Radabdeckung und Freigang herzustellen. Siehe TÜV Teilegutachten. <i>On axis 2 a sufficient fender clearance needs to be ensured. See TÜV certificate.</i>		
47	Genauere Auflagen sind den jeweiligen TÜV Teilegutachten zu entnehmen. <i>Detailed requirements are given in the relevant TÜV certificate.</i>		
48	Bei der Verwendung dieser Rad/Reifenkombination ist beim Fall einer Reifenpanne ein Ersatzrad oder Reifenpannen-Set mitzuführen. <i>User instruction: When using this wheel/tire combination it is necessary to provide a spare wheel or a set for tire breakdown for emergency.</i>		
Li95	Mindestens einen Lastindex von 95 verwenden. Bei geringerem Lastindex können Motor/Ausstattungsvarianten entfallen <i>Use a minimum Loadindex of 95. With a lower load index, motor/equipment variants can be omitted</i>		
Li97	Mindestens einen Lastindex von 97 verwenden. Bei geringerem Lastindex können Motor/Ausstattungsvarianten entfallen <i>Use a minimum Loadindex of 97. With a lower load index, motor/equipment variants can be omitted</i>		
Li98	Mindestens einen Lastindex von 98 verwenden. Bei geringerem Lastindex können Motor/Ausstattungsvarianten entfallen <i>Use a minimum Loadindex of 98. With a lower load index, motor/equipment variants can be omitted</i>		
Li99	Mindestens einen Lastindex von 99 verwenden. Bei geringerem Lastindex können Motor/Ausstattungsvarianten entfallen <i>Use a minimum Loadindex of 99. With a lower load index, motor/equipment variants can be omitted</i>		
Li100	Mindestens einen Lastindex von 100 verwenden. Bei geringerem Lastindex können Motor/Ausstattungsvarianten entfallen <i>Use a minimum Loadindex of 100. With a lower load index, motor/equipment variants can be omitted</i>		
Artikelnummer Distanzscheibe / spacer part number			
0	None		
0a	None +2ZR		
5 <sup>1</sup>	751207250501		
5 <sup>4</sup>	751207410504		
10	751207411006		
15	751207411506		
20	751207412006		
25	751207412506		
5 <sup>a</sup>	751207250501 +2ZR		
5 <sup>4</sup> a	751207410504 +2ZR		
10a	751207411006 +2ZR		
15a	751207411506 +2ZR		
20a	751207412006 +2ZR		
25a	751207412506 +2ZR		
10b	751207411006 +4ZR		
15b	751207411506 +4ZR		
20b	751207412006 +4ZR		
25b	751207412506 +4ZR		
Farblegende / color legend			
	problemlos <i>unproblematically</i>		
	laut STVZO problemlos, EU grenzwertig <i>by STVZO unproblematically, EU is uncertain</i>		
	evtl mit Karosseriearbeit verbunden <i>related with possible bodywork</i>		