



BMW 3er M Limousine, M3, Typ F80, 431 PS / 317 kW

BMW 4er M Coupe, M4, Typ F82, 431 PS / 317 kW

BMW 4er M Cabrio, M4, Typ F83, 431 PS / 317 kW

BMW 4er M Coupe, M4, Typ F82 Facelift, 431 PS / 317 kW

BMW 4er M Cabrio, M4, Typ F83 Facelift, 431 PS / 317 kW

BMW 3er M Limousine, M3 Competition, Typ F80, 450 PS / 331 kW

BMW 4er M Coupe, M4 Competition, Typ F82, 450 PS / 331 kW

BMW 4er M Cabrio, M4 Competition, Typ F83, 450 PS / 331 kW

BMW 4er M Coupe, M4 Competition, Typ F82 Facelift, 450 PS / 331 kW

BMW 4er M Cabrio, M4 Competition, Typ F83 Facelift, 450 PS / 331 kW

Allgemeinhinweis: Die genauen Auflagen sind dem Teilegutachten zu entnehmen. Achslasten sind zu beachten.

In general note: The exact requirements can be found in the part certificate. Axle loads must be observed.

| Application | | | | | | | | |
|-----------------------------------|----------------------|----------------------|---------------------|---------------------------------|--|--|------------------------------|----------------------------|
| BMW M3, Typ F80; M4, Typ F82, F83 | | | | | | | | 5x120 |
| 19 Zoll / 19 Inch | | | | | | | | |
| Design | Achse <i>Axle</i> | Größe <i>Size</i> | ET <i>Offset</i> | Reifengröße <i>Tyre size</i> | Distanzscheibenstärke <i>Spacer thickness</i> | Distanzscheiben [siehe unten] <i>Spacer [see below]</i> | Radschrauben <i>Bolts</i> | Auflagen <i>Remarks</i> |
| Race LS | VA | 8,5x19 | 42 | 255/35 R19 | 10, 15, 20, 25mm | 10a, 15a, 20a, 25a | M14x1,25x40,-45,-50,-55 | 10, 11, 47, 48, M&S, K70 |
| | HA | 8,5x19 | 42 | 255/35 R19 | 10, 15, 20, 25mm | 10a, 15a, 20a, 25a | M14x1,25x40,-45,-50,-55 | 10, 11, 47, 48, M&S, K70 |
| | VA | 8,5x19 | 42 | 255/35 R19 | 10, 15, 20, 25mm | 10a, 15a, 20a, 25a | M14x1,25x40,-45,-50,-55 | 10, 11, 47, 48, K70 |
| | HA | 9,5x19 | 42 | 275/35 R19 | 5, 10, 15, 20mm | 5', 10a, 15a, 20a | M14x1,25x35,-40,-45,-50 | 10, 11, 47, 48, K70 |
| Spirit R | VA | 8,5x19 | 42 | 255/35 R19 | 10, 15, 20, 25mm | 10a, 15a, 20a, 25a | M14x1,25x40,-45,-50,-55 | 10, 11, 47, 48, M&S, K70 |
| | HA | 8,5x19 | 42 | 255/35 R19 | 10, 15, 20, 25mm | 10a, 15a, 20a, 25a | M14x1,25x40,-45,-50,-55 | 10, 11, 47, 48, M&S, K70 |
| | VA | 8,5x19 | 42 | 255/35 R19 | 10, 15, 20, 25mm | 10a, 15a, 20a, 25a | M14x1,25x40,-45,-50,-55 | 10, 11, 47, 48, K70 |
| | HA | 9,5x19 | 42 | 275/35 R19 | 5, 10, 15, 20mm | 5', 10a, 15a, 20a | M14x1,25x35,-40,-45,-50 | 10, 11, 47, 48, K70 |
| Fascinate | VA | 8,5x19 | 38 | 255/35 R19 | 5, 10, 15, 20mm | 5', 10a, 15a, 20a | M14x1,25x35,-40,-45,-50 | 10, 11, 47, 48, M&S, K70 |
| | HA | 8,5x19 | 38 | 255/35 R19 | 5, 10, 15, 20mm | 5', 10a, 15a, 20a | M14x1,25x35,-40,-45,-50 | 10, 11, 47, 48, M&S, K70 |
| | VA | 8,5x19 | 38 | 255/35 R19 | 5, 10, 15, 20mm | 5', 10a, 15a, 20a | M14x1,25x35,-40,-45,-50 | 10, 11, 47, 48, K70 |
| | HA | 9,5x19 | 42 | 275/35 R19 | 5, 10, 15, 20mm | 5', 10a, 15a, 20a | M14x1,25x35,-40,-45,-50 | 10, 11, 47, 48, K70 |
| Race GTS 2 | VA | 8,5x19 | 40 | 255/35 R19 | 10, 15, 20mm | 10a, 15a, 20a | M14x1,25x40,-45,-50 | 10, 11, 47, 48, M&S, K70 |
| | HA | 8,5x19 | 40 | 255/35 R19 | 10, 15, 20mm | 10a, 15a, 20a | M14x1,25x40,-45,-50 | 10, 11, 47, 48, M&S, K70 |
| | VA | 8,5x19 | 40 | 255/35 R19 | 10, 15, 20mm | 10a, 15a, 20a | M14x1,25x40,-45,-50 | 10, 11, 47, 48, K70 |
| | HA | 9,5x19 | 40 | 275/35 R19 | 0, 5, 10, 15mm | 0, 5', 10a, 15a | M14x1,25x30,-35,-40,-45 | 10, 11, 47, 48, K70 |
| Race LS 2 | VA | 8,5x19 | 35 | 255/35 R19 | 5, 10, 15mm | 5', 10a, 15a | M14x1,25x35,-40,-45 | 10, 11, 47, 48, M&S, K70 |
| | HA | 8,5x19 | 35 | 255/35 R19 | 5, 10, 15mm | 5', 10a, 15a | M14x1,25x35,-40,-45 | 10, 11, 47, 48, M&S, K70 |
| | VA | 8,5x19 | 35 | 255/35 R19 | 5, 10, 15mm | 5', 10a, 15a | M14x1,25x35,-40,-45 | 10, 11, 47, 48, K70 |
| | HA | 9,5x19 | 46 | 275/35 R19 | 10, 15, 20mm | 10a, 15a, 20a | M14x1,25x40,-45,-50 | 10, 11, 47, 48, K70 |
| Spirit RS | VA | 9,0x19 | 29 | 255/35 R19 | 10mm | 10a | M14x1,25x40 | 10, 11, 47, 48, K70 |
| | HA | 10,0x19 | 23 | 275/35 R19 | none | | M14x1,25x30 | 10, 11, 47, 48, K70 |
| Topas | VA | 8,5x19 | 35 | 255/35 R19 | 10, 15, 20mm | 10a, 15a, 20a | M14x1,25x40,-45,-50 | 10, 11, 47, 48, M&S |
| | HA | 8,5x19 | 35 | 255/35 R19 | 10, 15, 20mm | 10a, 15a, 20a | M14x1,25x40,-45,-50 | 10, 11, 47, 48, M&S |
| | VA | 8,5x19 | 35 | 255/35 R19 | 10, 15, 20mm | 10a, 15a, 20a | M14x1,25x40,-45,-50 | 10, 11, 47, 48 |
| | HA | 9,5x19 | 33 | 275/35 R19 | 5, 10mm | 5', 10a | M14x1,25x35,-40 | 10, 11, 47, 48 |
| | VA | 8,5x19 | 35 | 255/35 R19 | 10, 15, 20mm | 10a, 15a, 20a | M14x1,25x40,-45,-50 | 10, 11, 47, 48 |
| | HA | 10,0x19 | 31 | 275/35 R19 | none | | M14x1,25x30 | 10, 11, 47, 48 |

20 Zoll / 20 Inch

| Design | Achse <i>Axle</i> | Größe <i>Size</i> | ET <i>Offset</i> | Reifengröße <i>Tyre size</i> | Distanzscheibenstärke <i>Spacer thickness</i> | Distanzscheiben [siehe unten] <i>Spacer [see below]</i> | Radschrauben <i>Bolts</i> | Auflagen <i>Remarks</i> |
|------------|----------------------|----------------------|---------------------|---------------------------------|--|--|------------------------------|----------------------------|
| Spirit II | VA | 8,5x20 | 35 | 245/30 R20 | 5, 10, 15, 20mm | 5', 10a, 15a, 20a | M14x1,25x35,-40,-45,-50 | 10, 11, 47, 48, K70 |
| | HA | 10,0x20 | 40 | 295/25 R20 | none | | M14x1,25x30 | 10, 11, 47, 48, K70 |
| | VA | 8,5x20 | 35 | 255/30 R20 | 5, 10, 15, 20mm | 5', 10a, 15a, 20a | M14x1,25x35,-40,-45,-50 | 10, 11, 47, 48, K70 |
| | HA | 10,0x20 | 40 | 275/30 R20 | 0, 5mm | 0, 5' | M14x1,25x30,-35 | 10, 11, 47, 48, K70 |
| Race GTP | VA | 8,5x20 | 35 | 245/30 R20 | 5, 10, 15, 20mm | 5', 10a, 15a, 20a | M14x1,25x35,-40,-45,-50 | 10, 11, 47, 48, K70 |
| | HA | 10,0x20 | 46 | 295/25 R20 | 5, (10, 15mm) | 5', (10a, 15a) | M14x1,25x35,(-40,-45) | (K4b), 10, 11, 47, 48, K70 |
| | VA | 8,5x20 | 35 | 255/30 R20 | 5, 10, 15, 20mm | 5', 10a, 15a, 20a | M14x1,25x35,-40,-45,-50 | 10, 11, 47, 48, K70 |
| | HA | 10,0x20 | 46 | 275/30 R20 | 5, 10mm | 5', 10a | M14x1,25x35,-40 | 10, 11, 47, 48, K70 |
| | VA | 8,5x20 | 35 | 255/30 R20 | 5, 10, 15, 20mm | 5', 10a, 15a, 20a | M14x1,25x35,-40,-45,-50 | 10, 11, 47, 48, K70 |
| | HA | 10,0x20 | 30 | 275/30 R20 | none | | M14x1,25x30 | K4b, 10, 11, 47, 48, K70 |
| | VA | 8,5x20 | 35 | 245/30 R20 | 5, 10, 15, 20mm | 5', 10a, 15a, 20a | M14x1,25x35,-40,-45,-50 | 10, 11, 47, 48, K70 |
| | HA | 10,0x20 | 30 | 295/25 R20 | none | | M14x1,25x30 | K4b, 10, 11, 47, 48, K70 |
| Race GTS 2 | VA | 8,5x20 | 35 | 245/30 R20 | 5, 10, 15, 20mm | 5', 10a, 15a, 20a | M14x1,25x35,-40,-45,-50 | 10, 11, 47, 48 |
| | HA | 10,0x20 | 35 | 295/25 R20 | none | 0a | M14x1,25x30 | K4b, 10, 11, 47, 48 |
| | VA | 8,5x20 | 35 | 255/30 R20 | 5, 10, 15, 20mm | 5', 10a, 15a, 20a | M14x1,25x35,-40,-45,-50 | 10, 11, 47, 48 |
| | HA | 10,0x20 | 35 | 275/30 R20 | none | 0a | M14x1,25x30 | 10, 11, 47, 48 |
| | VA | 8,5x20 | 35 | 245/30 R20 | 5, 10, 15, 20mm | 5', 10a, 15a, 20a | M14x1,25x35,-40,-45,-50 | 10, 11, 47, 48 |
| | HA | 10,0x20 | 46 | 295/25 R20 | 5, (10, 15mm) | 5', (10a, 15a) | M14x1,25x35,(-40,-45) | R7f, (K4b), 10, 11, 47, 48 |
| | VA | 8,5x20 | 35 | 255/30 R20 | 5, 10, 15, 20mm | 5', 10a, 15a, 20a | M14x1,25x35,-40,-45,-50 | 10, 11, 47, 48 |
| | HA | 10,0x20 | 46 | 275/30 R20 | 5, 10mm | 5', 10a | M14x1,25x35,-40 | R7f, 10, 11, 47, 48 |
| | VA | 8,5x20 | 35 | 255/30 R20 | 5, 10, 15, 20mm | 5', 10a, 15a, 20a | M14x1,25x35,-40,-45,-50 | 10, 11, 47, 48 |
| | HA | 9,5x20 | 46 | 275/30 R20 | 5, 10, 15mm | 5', 10a, 15a | M14x1,25x30,-35,-40,-45 | R7f, 10, 11, 47, 48 |
| Fascinate | VA | 8,5x20 | 35 | 245/30 R20 | 5, 10, 15, 20mm | 5', 10a, 15a, 20a | M14x1,25x35,-40,-45,-50 | 10, 11, 47, 48 |
| | HA | 10,0x20 | 46 | 295/25 R20 | 5, (10, 15mm) | 5', (10a, 15a) | M14x1,25x35,(-40,-45) | (K4b), 10, 11, 47, 48 |
| | VA | 8,5x20 | 35 | 255/30 R20 | 5, 10, 15, 20mm | 5', 10a, 15a, 20a | M14x1,25x35,-40,-45,-50 | 10, 11, 47, 48 |
| | HA | 10,0x20 | 46 | 275/30 R20 | 5, 10mm | 5', 10a | M14x1,25x35,-40 | 10, 11, 47, 48 |
| | VA | 8,5x20 | 35 | 245/30 R20 | 5, 10, 15, 20mm | 5', 10a, 15a, 20a | M14x1,25x35,-40,-45,-50 | 10, 11, 47, 48 |
| | HA | 10,0x20 | 35 | 295/25 R20 | none | | M14x1,25x30 | K4b, 10, 11, 47, 48 |
| | VA | 8,5x20 | 35 | 255/30 R20 | 5, 10, 15, 20mm | 5', 10a, 15a, 20a | M14x1,25x35,-40,-45,-50 | 10, 11, 47, 48 |
| | HA | 10,0x20 | 35 | 275/30 R20 | none | | M14x1,25x30 | 10, 11, 47, 48 |

20 Zoll / 20 Inch




| Design | Achse <i>Axle</i> | Größe <i>Size</i> | ET <i>Offset</i> | Reifengröße <i>Tyre size</i> | Distanzscheibenstärke <i>Spacer thickness</i> | Distanzscheiben [siehe unten] <i>Spacer [see below]</i> | Radschrauben <i>Bolts</i> | Auflagen <i>Remarks</i> |
|-----------|----------------------|----------------------|---------------------|---------------------------------|--|--|------------------------------|----------------------------|
| Spirit R | VA | 8,5x20 | 35 | 245/30 R20 | 5, 10, 15, 20mm | 5', 10a, 15a, 20a | M14x1,25x35,-40,-45,-50 | 10, 11, 47, 48 |
| | HA | 10,0x20 | 46 | 295/25 R20 | 5, (10, 15mm) | 5', (10a, 15a) | M14x1,25x35,(-40,-45) | (K4b), 10, 11, 47, 48 |
| | VA | 8,5x20 | 35 | 255/30 R20 | 5, 10, 15, 20mm | 5', 10a, 15a, 20a | M14x1,25x35,-40,-45,-50 | 10, 11, 47, 48 |
| | HA | 10,0x20 | 46 | 275/30 R20 | 5, 10mm | 5', 10a | M14x1,25x35,-40 | 10, 11, 47, 48 |
| | VA | 8,5x20 | 35 | 255/30 R20 | 5, 10, 15, 20mm | 5', 10a, 15a, 20a | M14x1,25x35,-40,-45,-50 | 10, 11, 47, 48 |
| | HA | 9,5x20 | 46 | 275/30 R20 | 5, 10, 15mm | 5', 10a, 15a | M14x1,25x35,-40,-45 | 10, 11, 47, 48 |
| | VA | 8,5x20 | 35 | 255/30 R20 | 5, 10, 15, 20mm | 5', 10a, 15a, 20a | M14x1,25x35,-40,-45,-50 | 10, 11, 47, 48 |
| | HA | 10,0x20 | 30 | 275/30 R20 | none | 0a | M14x1,25x30 | K4b, 10, 11, 47, 48 |
| | VA | 8,5x20 | 35 | 245/30 R20 | 5, 10, 15, 20mm | 5', 10a, 15a, 20a | M14x1,25x35,-40,-45,-50 | 10, 11, 47, 48 |
| | HA | 10,0x20 | 30 | 295/25 R20 | none | 0a | M14x1,25x30 | K4b, 10, 11, 47, 48 |
| Race GTS | VA | 8,5x20 | 35 | 245/30 R20 | 10, 15, 20mm | 10a, 15a, 20a | M14x1,25x40,-45,-50 | 10, 11, 47, 48, K70 |
| | HA | 10,0x20 | 35 | 295/25 R20 | none | | M14x1,25x30 | K4b, 10, 11, 47, 48, K70 |
| | VA | 8,5x20 | 35 | 255/30 R20 | 10, 15, 20mm | 10a, 15a, 20a | M14x1,25x40,-45,-50 | 10, 11, 47, 48, K70 |
| | HA | 10,0x20 | 35 | 275/30 R20 | none | | M14x1,25x30 | 10, 11, 47, 48, K70 |
| Race LS | VA | 8,5x20 | 35 | 245/30 R20 | 5, 10, 15, 20mm | 5', 10a, 15a, 20a | M14x1,25x35,-40,-45,-50 | 10, 11, 47, 48 |
| | HA | 10,0x20 | 35 | 295/25 R20 | none | | M14x1,25x30 | K4b, 10, 11, 47, 48 |
| | VA | 8,5x20 | 35 | 255/30 R20 | 5, 10, 15, 20mm | 5', 10a, 15a, 20a | M14x1,25x35,-40,-45,-50 | 10, 11, 47, 48 |
| | HA | 10,0x20 | 35 | 275/30 R20 | none | | M14x1,25x30 | 10, 11, 47, 48 |
| | VA | 8,5x20 | 35 | 255/30 R20 | 5, 10, 15, 20mm | 5', 10a, 15a, 20a | M14x1,25x35,-40,-45,-50 | 10, 11, 47, 48 |
| | HA | 9,5x20 | 46 | 275/30 R20 | 5, 10, 15mm | 5', 10a, 15a | M14x1,25x30,-35,-40,-45 | 10, 11, 47, 48 |
| Race LS 2 | VA | 8,5x20 | 35 | 245/30 R20 | 5, 10, 15, 20mm | 5', 10a, 15a, 20a | M14x1,25x35,-40,-45,-50 | 10, 11, 47, 48 |
| | HA | 10,0x20 | 46 | 295/25 R20 | 5, (10, 15mm) | 5', (10a, 15a) | M14x1,25x35,(-40,-45) | (K4b), 10, 11, 47, 48 |
| | VA | 8,5x20 | 35 | 255/30 R20 | 5, 10, 15, 20mm | 5', 10a, 15a, 20a | M14x1,25x35,-40,-45,-50 | 10, 11, 47, 48 |
| | HA | 10,0x20 | 46 | 275/30 R20 | 5, 10mm | 5', 10a | M14x1,25x35,-40 | 10, 11, 47, 48 |
| | VA | 8,5x20 | 35 | 255/30 R20 | 5, 10, 15, 20mm | 5', 10a, 15a, 20a | M14x1,25x35,-40,-45,-50 | 10, 11, 47, 48 |
| | HA | 9,5x20 | 46 | 275/30 R20 | 5, 10, 15mm | 5', 10a, 15a | M14x1,25x30,-35,-40,-45 | 10, 11, 47, 48 |
| | VA | 8,5x20 | 35 | 245/30 R20 | 5, 10, 15, 20mm | 5', 10a, 15a, 20a | M14x1,25x35,-40,-45,-50 | 10, 11, 47, 48 |
| | HA | 10,0x20 | 38 | 295/25 R20 | none | 0a | M14x1,25x30 | 10, 11, 47, 48 |
| | VA | 8,5x20 | 35 | 255/30 R20 | 5, 10, 15, 20mm | 5', 10a, 15a, 20a | M14x1,25x35,-40,-45,-50 | 10, 11, 47, 48 |
| | HA | 10,0x20 | 38 | 275/30 R20 | 0, 5mm | 0a, 5'a | M14x1,25x30,-35 | 10, 11, 47, 48 |

20 Zoll / 20 Inch

| Design | Achse <i>Axle</i> | Größe <i>Size</i> | ET <i>Offset</i> | Reifengröße <i>Tyre size</i> | Distanzscheibenstärke <i>Spacer thickness</i> | Distanzscheiben [siehe unten] <i>Spacer [see below]</i> | Radschrauben <i>Bolts</i> | Auflagen <i>Remarks</i> |
|--------|----------------------|----------------------|---------------------|---------------------------------|--|--|------------------------------|----------------------------|
| Topas | VA | 9,0x20 | 25 | 255/30 R20 | none | | M14x1,25x30 | 10, 11, 47, 48 |
| | HA | 10,0x20 | 31 | 275/30 R20 | none | | M14x1,25x30 | K4b, 10, 11, 47, 48 |
| | VA | 9,0x20 | 25 | 245/30 R20 | none | | M14x1,25x30 | 10, 11, 47, 48 |
| | HA | 10,0x20 | 31 | 295/25 R20 | none | | M14x1,25x30 | K4b, 10, 11, 47, 48 |
| | VA | 9,0x20 | 25 | 265/30 R20 | none | | M14x1,25x30 | 10, 11, 47, 48 |
| | HA | 10,0x20 | 31 | 285/30 R20 | none | | M14x1,25x30 | K4b, 10, 11, 47, 48 |
| | VA | 9,0x20 | 25 | 255/30 R20 | none | | M14x1,25x30 | 10, 11, 47, 48 |
| | HA | 10,0x20 | 38 | 275/30 R20 | none | | M14x1,25x30 | 10, 11, 47, 48 |
| | VA | 9,0x20 | 25 | 245/30 R20 | none | | M14x1,25x30 | 10, 11, 47, 48 |
| | HA | 10,0x20 | 38 | 295/25 R20 | none | | M14x1,25x30 | K4b, 10, 11, 47, 48 |
| | VA | 9,0x20 | 25 | 265/30 R20 | none | | M14x1,25x30 | 10, 11, 47, 48 |
| | HA | 10,0x20 | 38 | 285/30 R20 | none | | M14x1,25x30 | K4b, 10, 11, 47, 48 |
| | VA | 9,0x20 | 25 | 245/30 R20 | none | | M14x1,25x30 | 10, 11, 47, 48 |
| | HA | 10,5x20 | 39 | 295/25 R20 | none | | M14x1,25x30 | K4b, 10, 11, 47, 48 |
| | VA | 9,0x20 | 25 | 265/30 R20 | none | | M14x1,25x30 | 10, 11, 47, 48 |
| | HA | 10,5x20 | 39 | 285/30 R20 | none | | M14x1,25x30 | K4b, 10, 11, 47, 48 |
| | VA | 9,0x20 | 25 | 245/30 R20 | none | | M14x1,25x30 | 10, 11, 47, 48 |
| | HA | 10,5x20 | 30 | 295/25 R20 | none | | M14x1,25x30 | K4b, 10, 11, 47, 48 |
| | VA | 9,0x20 | 25 | 265/30 R20 | none | | M14x1,25x30 | 10, 11, 47, 48 |
| | HA | 10,5x20 | 30 | 285/30 R20 | none | | M14x1,25x30 | K4b, 10, 11, 47, 48 |

21 Zoll / 21 Inch

| Design | Achse <i>Axle</i> | Größe <i>Size</i> | ET <i>Offset</i> | Reifengröße <i>Tyre size</i> | Distanzscheibenstärke <i>Spacer thickness</i> | Distanzscheiben [siehe unten] <i>Spacer [see below]</i> | Radschrauben <i>Bolts</i> | Auflagen <i>Remarks</i> |
|-----------|----------------------|----------------------|---------------------|---------------------------------|--|--|------------------------------|----------------------------|
| Fascinate | VA | 9,0x21 | 35 | 245/30 R21 | 10mm | 10a | M14 x1,25 x40 | Li91, 10, 11, 47, 48 |
| | HA | 10,5x21 | 44 | 295/25 R21 | 0, 5mm | 0, 5' | M14 x1,25 x30, -35 | 10, 11, 47, 48 |
| Race GTP | VA | 9,0x21 | 33 | 245/30 R21 | 10mm | 10a | M14 x1,25 x40 | Li91, 10, 11, 47, 48 |
| | HA | 10,5x21 | 44 | 295/25 R21 | 0, 5mm | 0, 5' | M14 x1,25 x30, -35 | 10, 11, 47, 48 |
| Race GTR | VA | 9,0x21 | 35 | 245/30 R21 | 10mm | 10a | M14 x1,25 x30 | Li91, 10, 11, 47, 48 |
| | HA | 10,0x21 | 35 | 295/25 R21 | none | | M14 x1,25 x30 | K4b, 10, 11, 47, 48 |
| Race LS | VA | 9,0x21 | 35 | 245/30 R21 | 10mm | 10a | M14 x1,25 x30 | Li91, 10, 11, 47, 48 |
| | HA | 10,0x21 | 38 | 295/25 R21 | 0, (5mm) | 0, (5') | M14 x1,25 x30, (-35) | (K4b), 10, 11, 47, 48 |
| Spirit R | VA | 9,0x21 | 35 | 245/30 R21 | 10mm | 10a | M14 x1,25 x30 | Li91, 10, 11, 47, 48 |
| | HA | 10,0x21 | 38 | 295/25 R21 | 0, (5mm) | 0, (5') | M14 x1,25 x30, (-35) | (K4b), 10, 11, 47, 48 |
| Spirit RS | VA | 9,0x21 | 32 | 245/30 R21 | kein Teilegutachten / no certificate | 10a | M14 x1,25 x30 | Li91, 10, 11, 47, 48 |
| | HA | 10,0x21 | 32 | 295/25 R21 | kein Teilegutachten / no certificate | | M14 x1,25 x30 | 10, 11, K4b, 47, 48 |
| Topas | VA | 9,0x21 | 25 | 245/30 R21 | none | | M14 x1,25 x30 | Li91, 10, 11, 47, 48 |
| | HA | 10,5x21 | 39 | 295/25 R21 | none | | M14 x1,25 x30 | 10, 11, 47, 48 |
| | VA | 9,0x21 | 20 | 245/30 R21 | none | | M14 x1,25 x30 | Li91, K4a, 10, 11, 47, 48 |
| | HA | 10,5x21 | 36 | 295/25 R21 | none | | M14 x1,25 x30 | K4b, 10, 11, 47, 48 |
| Race LS 2 | VA | 9,0x21 | 30 | 245/30 R21 | 10mm | 10a | M14 x1,25 x40 | Li91, 10, 11, 47, 48 |
| | HA | 10,5x21 | 44 | 295/25 R21 | 0, 5mm | 0, 5' | M14 x1,25 x30, -35 | 10, 11, 47, 48 |

| Legende / legend | | | |
|--|---|--|---|
| 10 | Nur in Kombination mit Reifendruckkontrollsystem ab Bj.03.2014 - 11.2016 <i>Only in combination with tire pressure sensors from Bj.03.2014 - 11.2016</i> | Original Nummer: BMW - 36 10 6 856 209 <i>OE part number: BMW - 36 10 6 856 209</i> | Zubehör Nummer: VDO - S 180 052 056 <i>Aftermarket number: VDO - S 180 052 056</i> |
| 11 | Nur in Kombination mit Reifendruckkontrollsystem ab Bj.11.2016 <i>Only in combination with tire pressure sensors from Bj.11.2016</i> | Original Nummer: BMW - 36 10 6 881 890 <i>OE part number: BMW - 36 10 6 881 890</i> | Zubehör Nummer: VDO - A2C97432502 <i>Aftermarket number: VDO - A2C97432502</i> |
| K4a | An Achse 1 ist eine ausreichende Radabdeckung und Freigang herzustellen. Siehe TÜV Teilegutachten. <i>On axis 1 a sufficient fender clearance needs to be ensured. See TÜV certificate.</i> | | |
| K4b | An Achse 2 ist eine ausreichende Radabdeckung und Freigang herzustellen. Siehe TÜV Teilegutachten. <i>On axis 2 a sufficient fender clearance needs to be ensured. See TÜV certificate.</i> | | |
| K70 | Nicht für Fahrzeuge mit Keramikbremse zugelassen. <i>Not allowed for vehicles with ceramic brakes.</i> | | |
| R7f | Achslasten sind zu beachten. <i>Axle loads must be checked.</i> | | |
| 47 | Genauere Auflagen sind den jeweiligen TÜV Teilegutachten zu entnehmen. <i>Detailed requirements are given in the relevant TÜV certificate.</i> | | |
| 48 | Bei der Verwendung dieser Rad/Reifenkombination ist beim Fall einer Reifenpanne ein Ersatzrad oder Reifenpannen-Set mitzuführen. <i>User instruction: When using this wheel/tire combination it is necessary to provide a spare wheel or a set for tire breakdown for emergency.</i> | | |
| Li91 | Mindestens einen Lastindex von 91 verwenden. Bei geringerem Lastindex können Motor/Ausstattungsvarianten entfallen <i>Use a minimum Loadindex of 91. With a lower load index, motor/equipment variants can be omitted</i> | | |
| Artikelnummer Distanzscheibe / spacer part number | | | |
| 0 | None | | |
| 0a | None +2ZR | | |
| 5 ¹ | 751207250501 | | |
| 5 ⁴ | 751207410504 | | |
| 10 | 751207411006 | | |
| 15 | 751207411506 | | |
| 20 | 751207412006 | | |
| 25 | 751207412506 | | |
| 5 ¹ a | 751207250501 +2ZR | | |
| 5 ⁴ a | 751207410504 +2ZR | | |
| 10a | 751207411006 +2ZR | | |
| 15a | 751207411506 +2ZR | | |
| 20a | 751207412006 +2ZR | | |
| 25a | 751207412506 +2ZR | | |
| 10b | 751207411006 +4ZR | | |
| 15b | 751207411506 +4ZR | | |
| 20b | 751207412006 +4ZR | | |
| 25b | 751207412506 +4ZR | | |
| Farblegende / color legend | | | |
|  | problemlos <i>unproblematically</i> | | |
|  | laut STVZO problemlos, EU grenzwertig <i>by STVZO unproblematically, EU is uncertain</i> | | |
|  | evtl mit Karosseriearbeit verbunden <i>related with possible bodywork</i> | | |